

SAFETY AND SCHOOL ENVIRONMENT

Safe and Orderly School Features

Your School	does	does not
• allows after-school programs	<input checked="" type="checkbox"/>	<input type="checkbox"/>
• requires student uniforms	<input type="checkbox"/>	<input checked="" type="checkbox"/>
• encourages community programs in school building.	<input checked="" type="checkbox"/>	<input type="checkbox"/>
• conducts home visits	<input checked="" type="checkbox"/>	<input type="checkbox"/>
• has a closed campus	<input checked="" type="checkbox"/>	<input type="checkbox"/>
• requires parental conferences	<input checked="" type="checkbox"/>	<input type="checkbox"/>

Safety and Discipline

Safe schools are a top priority for parents, teachers, and communities. Your school's safety and discipline record for the 2002-2003 school year is:

Type of Incident	Number of Incidents Reported	Action Taken				
		In School Suspension	Out of School Suspension	Expulsion	Referred to Law Enforce.	Other
Substance Abuse - Drugs	2		2		1	
Substance Abuse - Alcohol						
Substance Abuse - Tobacco	4		4			
Assaults/Fights	1			1	1	
Habitually Disruptive Students						
Dangerous Weapons	3			3	3	
Other Violations of Code of Conduct	595	197	394	4	36	

Student Attendance and Time Spent in Classroom

2002-2003	Your School
Length of School Year	173 days
Enrollment	1,114
Average Daily Attendance	1,042
Student Dropouts	0.0%
Students Per Total Staff	11.5
Annual Number of Teacher Days Scheduled without Student Contact	14

Dropout Rate

50	
40	
30	
20	
10	
0	0.0 0.0
	2000-2001 2001-2002

Student Information Over Time

	2000-2001	2001-2002	2002-2003
Student Average Daily Attendance	94.3%	93.3%	93.5%
Student Dropouts	0.0%	0.0%	
Safety and Discipline Total Incidents Reported	467	693	605
Student Enrollment Stability		90.8%	91.7%
Students Eligible for Free Lunch		225	306

OVERALL ACADEMIC PERFORMANCE RATINGS

- Excellent
- High
- Average
- Low
- Unsatisfactory

SCHOOL IMPROVEMENT RATINGS

- Significant Improvement
- Improvement
- Stable
- Decline
- Significant Decline

N/R - Data not reported to State

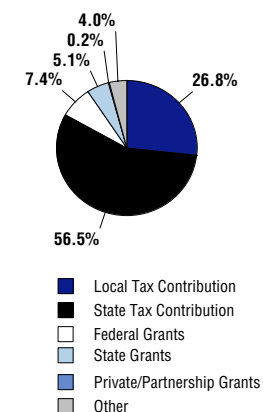
TAXPAYERS' REPORT

Sources of School District Revenue 2002

Local Tax Contribution	\$56,146,111
State Tax Contribution	118,446,783
Federal Grants	15,605,338
State Grants	10,641,729
Private/Partnership Grants	458,416
Other Discretionary Income	8,494,463
Total School Dist Revenue	\$209,792,840

Total 2002 District Revenue Per Pupil = **\$7,039**

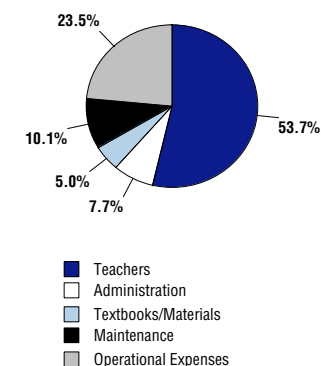
District Source of Funds 2002



District Use of Funds 2002

Teachers	\$108,227,088
Administration	15,625,276
Building & Facilities Maintenance	20,331,093
Operational Expenses	47,332,830
Textbooks/Materials	10,100,703
Total	\$201,616,990

District Use of Funds 2002



District Debt and Capital Construction & Equipment

Total Outstanding Bonded Debt	\$78,945,000
Average Annual Percentage Interest Rate on Debt	5.36%
Amount Raised from Most Recent Bond	\$69,800,000
Amount Spent on New Buildings During Last 2 Years	\$8,805,597

Voter Approved Funding Changes

Your community did / did not hold an election in November 2001.

The following items have been approved by voters:

TABOR Override

Bond

Mill Levy Increase

Aurora Hills Middle School
1009 South Uvalda Street . Aurora, CO 80012 . 303-341-7450
0180 / 0464

For more information and further details about this report, visit www.state.co.us/schools
Colorado Department of Education . 201 East Colfax Ave. Denver, CO 80203

10/21/2003

AURORA HILLS MIDDLE SCHOOL



ADAMS-ARAPAHOE 28J

School Accountability Report 2002-2003 School Year

School Performance Summary

Overall Academic Performance

Average

Academic Improvement:

Stable

How Aurora Hills Middle School Compares To Nearby Middle Schools

School	Academic Performance
Prairie Middle School(1)	Average
South Middle School	Low
Challenge School(1)	Excellent
Aurora Academy Charter School	Average
East Middle School	Low
Mrachek Middle School	Low
West Middle School	Low
North Middle School	Low
Place Middle School(2)	Low
Challenges, Choices & Images Charter School(2)	Low

1 Located in Cherry Creek 5 School District.

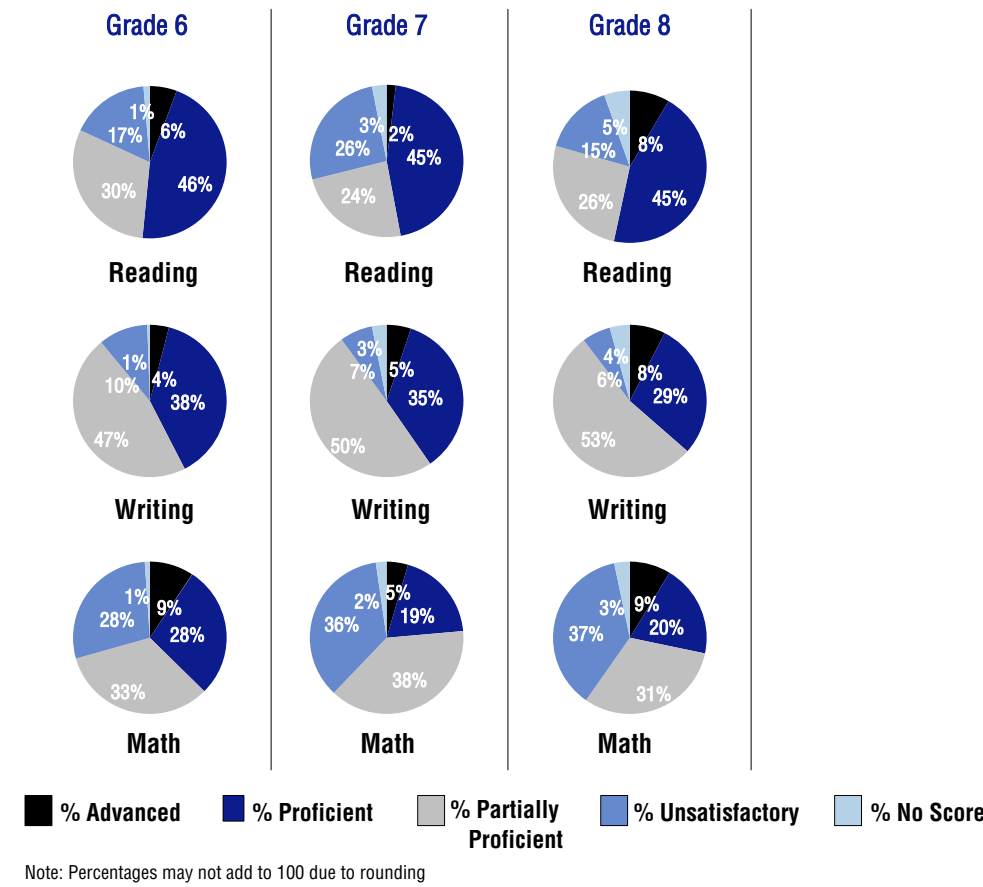
2 Located in Denver County 1 School District.

For more information on additional schools, visit
www.state.co.us/schools

STUDENT PERFORMANCE

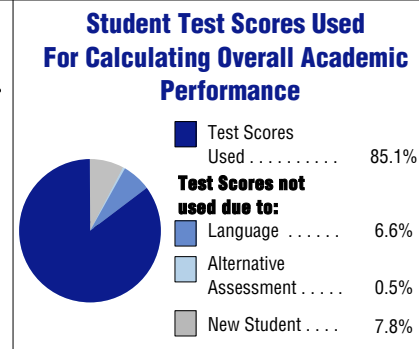
Colorado students are assessed once a year in order to measure their performance on state academic content standards, using the Colorado Student Assessment Program (CSAP). The chart below shows the results for grades 6 - 8 in the subject areas for reading, writing and math for all students tested.

CSAP 2003 Spring



Percent of Students Scoring Proficient and Advanced

	Your School	District	State
Grade 6-8 Reading	50%	44%	65%
Grade 6-8 Writing	40%	33%	52%
Grade 6-8 Math	29%	22%	43%



Each school in the State received a rating of "Excellent", "High", "Average", "Low", or "Unsatisfactory" for student academic performance in school year 2002-2003 using the CSAP results printed above. Every student in this school who took these tests was included in the calculation used to assign a rating, except for students who do not speak English, whose special needs require that they spend less than 45% of their time in a regular classroom, or who enrolled in the public school after February 1 of this school year. Your school's rating was determined by the percentage of students performing in each of the Advanced, Proficient, Partially Proficient, and Unsatisfactory levels. These percentages were weighted and combined across grade levels and academic areas. These weights reward performance at the Advanced and Proficient levels over performance at the Partially Proficient and Unsatisfactory levels. The ratings were assigned after calculating the weighted total for each academic area and grade level for each school and comparing this school to all other middle schools for the 2002-2003 school year.

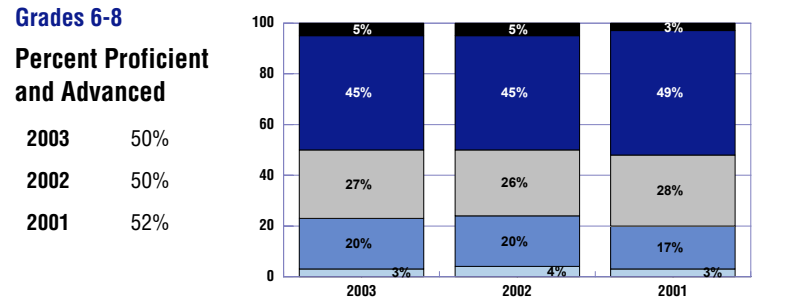
Overall Academic Performance for the 2002-2003 school year **Average**

SCHOOL HISTORY

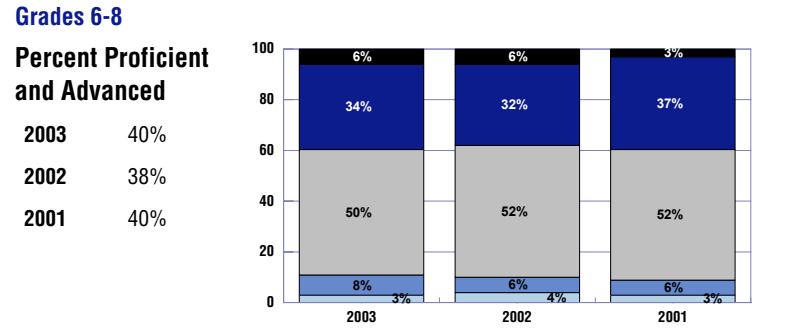
	2002-2003	2001-2002	2000-2001
Overall Academic Performance	Average	Low	Low
School Improvement	Stable	Stable	

Each school receives a school improvement rating of Significant Improvement, Improvement, Stable, Decline, or Significant Decline. This rating is based upon the change in student academic performance from the previous year. Each school can improve its rating next year by improving student performance on the 2003-2004 CSAP.

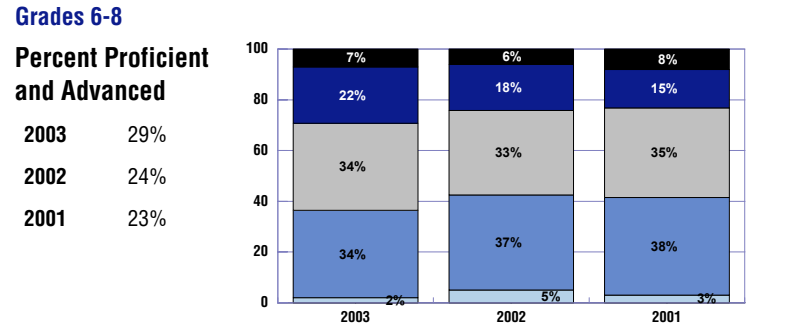
Reading Proficiency Levels



Writing Proficiency Levels



Math Proficiency Levels



% Advanced % Proficient % Partially Proficient % Unsatisfactory % No Score

Note: Percentages may not add to 100 due to rounding

ABOUT OUR STAFF

School Employment

Each year, your district reports to the Colorado Department of Education on the number of adults who work in your school, as well as the type of work they do. Last year, your school employed:

	Your School		District	
	Full Time	Part Time	Full Time	Part Time
Teachers	60	1	1,709	56
Paraprofessionals	13	0	670	67
Administrators	3	0	120	4
Other Professionals*	6	4	279	52
School Support	6	10	493	328
Total Staff	103		3,765	

* School counselors and librarians are included in the Other Professionals category. Your school employed 2/2 FT/PT counselor(s) and 1/0 FT/PT librarian(s) last year.

Students per Teacher Ratio

	Student Enrollment	Students per Teacher
Grade 6	386	16.8
Grade 7	395	21.4
Grade 8	333	17.5

Professional Experience of Teachers

	Your School	District
Average years of teaching experience	11	11
Percent of teachers teaching the subject in which they received their degree(s)	100%	88%
Teachers' average days absent	2.5%	2.4%
Number of teachers who left school/district last year	14	232
Teachers with tenure	26	933
Teachers without tenure	35	832
Number of professional development days	6	5

Salaries

	Your School	District	State
Average Teacher Salary	\$46,432	\$47,823	\$42,680
Average Administrator Salary	\$75,502	\$77,242	\$72,481

Principal: Don Marsh
 Number of years as Principal at this school: 7
 Number of years as Principal at any school: 7

Aurora Hills Middle School
 1009 South Uvalda Street . Aurora, CO 80012 . 303-341-7450

For more information and further details about this report, visit www.state.co.us/schools
 Colorado Department of Education . 201 East Colfax Ave. Denver, CO 80203